

Enjoy the comforts
of daily life.



Elite Shower seats



Shower with ease, comfort & security.

Elcoma Elite shower seats add a touch of warmth and esthetics to any washroom, differentiable to the institutional look of standard stainless steel shower seats. Available in our standard colors of white, almond, and oil rubbed bronze in both light and dark finishes. Furthermore, Elcoma Elite shower seat frames can be powder coated in a wide array of colors. Please contact us for any custom color requirements.

Shower seats with legs



L-Shaped: **60/61 style**

Sizes (Inch):
26, 28, 30, 32, 34.5



Rectangular: **62 style**

Sizes (Inch):
24, 26, 28, 30, 32, 34.5



Junior: **63 style**

Sizes (Inch):
16 & 18




Available leg colors



White



Almond



Oil rubbed bronze

Available seat finishes




Padded (White/Almond)




White HDP



White phenolic



Woodgrain phenolic



Teakwood



www.elcoma.com

Manufacturers of A.D.A. compliant products | Residential & commercial washroom accessories

USA 521 Lawrence Rd. NE, Canton, OH 44704 | cservice@elcoma.com | Toll Free 1.800.352.6625 | Toll Free Fax 1.800.625.5560
Canada 878 William St. Midland Ontario, Canada L4R 4P4 | salesca@elcoma.com | Phone 705.526.9363 | Fax 705.526.7555