

Effortless Touch Shower Seat

Patented double spring Effortless Touch movement.

Effortless
Touch
Shower Seat

Application Use:

Architectural

Commercial

Institutional

Residential

Specifications:

Our New patented Effortless Touch shower seats allow the user or patients aid to raise and lower the seat using less than 5 lbs of pressure.

We have designed and developed these seats for both residential and commercial applications.

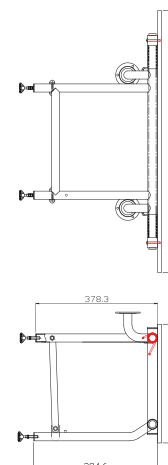
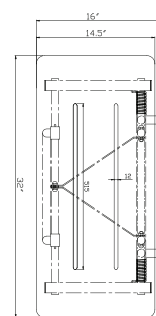
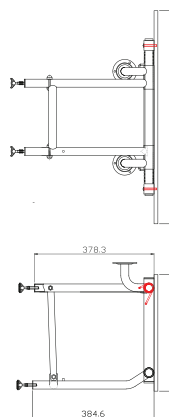
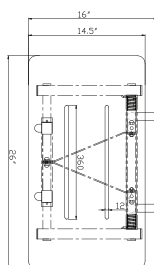
They are available in 26" and 32" lengths and feature a patented double spring Effortless Touch movement.

The top finish is heavy duty white phenolic.



The Effortless Touch shower seats have been designed and tested to withstand 600lbs. (181kgs) of load when properly installed.*
This exceeds HUD, FHA, VA, ADA, ANSI and other federal, provincial and local codes.

*Shower seats can only be as strong as what they are mounted to. It is imperative when installing any shower seat to consult with a qualified contractor to ensure you have sufficient backing.



62-PH2601WLEG-ET 26" shower seat

62-PH3201WLEG-ET 32" shower seat

Dimension tolerances +/- 3/16"